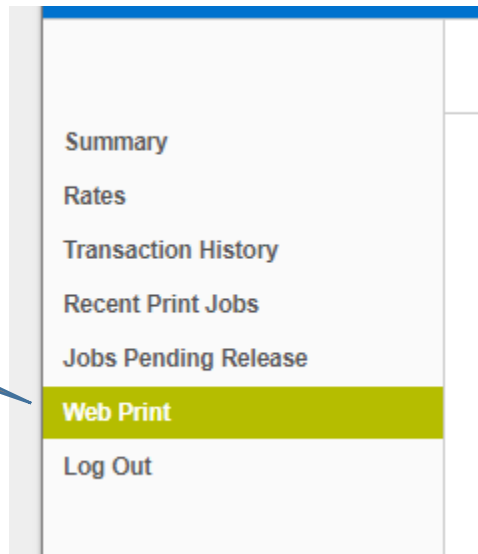


MyNSUPrint Web Print

Web Print

Can be utilized from any workstation or laptop on any NSU Campus!



From the menu, Select Web Print

Web Print

Click Submit a Job

Web Print is a service to enable printing for laptop, wireless, and unauthenticated users without the need to install print drivers. To upload a document for printing, click Submit a Job below.

[Submit a Job »](#)

Submit Time	Printer	Document Name	Pages	Cost	Status
<i>No active jobs</i>					

1. Printer 2. Options 3. Upload

Select a printer:

Quick Find:

<u>Printer Name ▲</u>	<u>Location/Department</u>
<input type="radio"/> fidvp-pspcut01Davie_Campus_Black_and_White_Printing (virtual)	Davie Campus Black and White Printing
<input type="radio"/> fidvp-pspcut01Davie_Campus_Color_Printing (virtual)	Davie Campus Color Printing
<input type="radio"/> fidvp-pspcut01Law_School_Printing (virtual)	Law School Printing
<input type="radio"/> fflvp-pspcut01Fort_Myers_Campus_Black_White_Printing (virtual)	Fort Myers Black And White Printing
<input type="radio"/> fflvp-pspcut01Fort_Myers_Campus_Color_Printing (virtual)	Fort Myers Color Printing
<input type="radio"/> fljvp-pspcut01Jacksonville_Black_and_White_Printing (virtual)	Jacksonville Black and White Printing
<input type="radio"/> fljvp-pspcut01Jacksonville_Color_Printing (virtual)	Jacksonville Color Printing
<input type="radio"/> flkvp-pspcut01Kendall_Black_and_White_Printing (virtual)	Kendall Black and White Printing
<input type="radio"/> flkvp-pspcut01Kendall_Color_Printing (virtual)	Kendall Color Printing
<input type="radio"/> flovp-pspcut01Orlando_Black_and_White_Printing (virtual)	Orlando Black and White Printing
<input type="radio"/> flovp-pspcut01Orlando_Color_Printing (virtual)	Kendall Color Printing
<input type="radio"/> flpvp-pspcut01Palm_Beach_Campus_Black_and_White_Printing (virtual)	Palm Beach Black and White Printing
<input type="radio"/> flpvp-pspcut01Palm_Beach_Campus_Color_Printing (virtual)	Palm Beach Color Printing
<input type="radio"/> fltvp-pspcut01Tampa_Black_and_White_Printing (virtual)	Tampa Black and White Printing
<input type="radio"/> fltvp-pspcut01Tampa_Color_Printing (virtual)	Tampa Color Printing

« Back to Active Jobs 2. Print Options and Account Selection »

Select the printer to send print job to. These are by location and black and white or color

Click on Print Options and Account Selection

1. Printer 2. Options 3. Upload

Options

Copies:

« 1. Printer Selection » 3. Upload Documents »

Select how many Copies you need

Click Upload Document

1. Printer 2. Options 3. Upload

Select documents to upload and print

Drag files here

Upload from computer

The following file types are allowed:

Application / File Type	File Extension(s)
Microsoft Excel	xlam, xls, xlsb, xlsx, xlsm, xlsx, xltm, xltx
Microsoft PowerPoint	pot, potm, potx, ppam, pps, ppsm, ppsx, ppt, pptm, pptx
Microsoft Word	doc, docm, docx, dot, dotm, dotx, rtf, txt
PDF	pdf
Picture Files	bmp, dib, gif, jif, jif, jpe, jpeg, jpg, png, tif, tiff


« 2. Print Options » Upload & Complete »

Click Upload from computer

This PC > Desktop > MYNSUPRINT JOBS

Search MYNSUPRINT JOBS

older

Name	Date modified	Type	Size
 WEBPRINTJOB	8/8/2017 9:39 AM	Microsoft Word D...	12 KB

File name: log

All Files

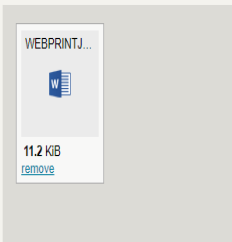
Open Cancel

Select File to be uploaded

Click Open

1. Printer 2. Options 3. Upload

Select documents to upload and print



11.2 KIB
[remove](#)

[Upload from computer](#)

The following file types are allowed:

Application / File Type	File Extension(s)
Microsoft Excel	xlam, xls, xlsb, xlsx, xltm, xltx
Microsoft PowerPoint	pot, potm, potx, ppam, pps, ppsm, ppsx, ppt, pptm, ppix
Microsoft Word	doc, docm, docx, dot, dotm, dobx, rtf, txt
PDF	pdf
Picture Files	bmp, dib, gif, jif, jif, jpe, jpeg, jpg, png, tiff, tif

[« 2. Print Options](#)

[Upload & Complete »](#)

Click Upload and Complete

Submit Time	Printer	Document Name	Pages	Cost	Status
Aug 8, 2017 9:41:33 AM	fidvp- pspcout01\Davie_Campus_Black_and_White_Printing	WEBPRINTJOB.docx	1	\$0.05	Held in a queue

Once a minute or two passes and the document is processed it will change to a status of "Held in Queue." At that point it can be release at any My NSU Print Release Station