



RECRUIT

Accessing Decision Letters in the Portal

Accessing Decision Letters in the Portal

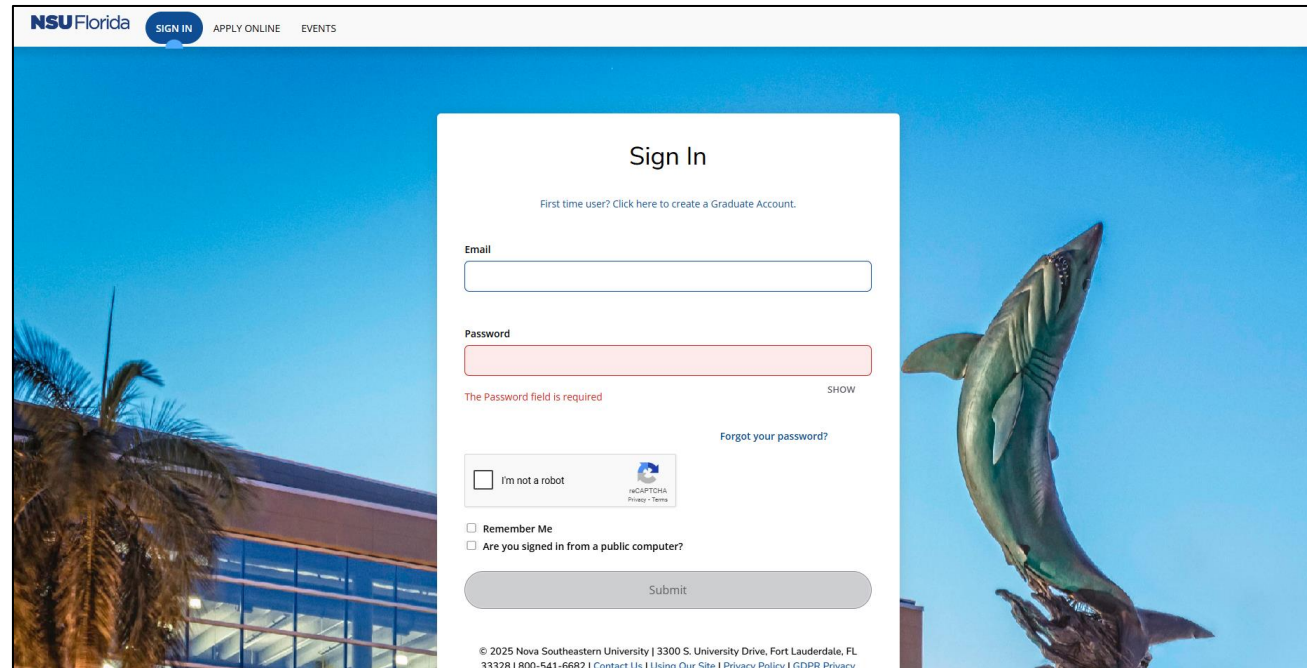
Step 1:

Applicants will receive a decision letter notification email with instructions for logging in to the [portal](#) to view the decision letter and/or pay the deposit if accepted.

Accessing Decision Letters in the Portal

Step 2:

Clicking on the link in the email will take applicants to the [portal](#) sign-in page.



The screenshot shows the NSU Florida Sign In page. The header includes the NSU Florida logo, a 'SIGN IN' button, and links for 'APPLY ONLINE' and 'EVENTS'. The main content area is titled 'Sign In' and includes a link for first-time users to create a Graduate Account. There are input fields for 'Email' and 'Password'. The password field has a red border and a 'SHOW' link. Below the password field is a red error message: 'The Password field is required'. There is a 'Forgot your password?' link. A checkbox for 'I'm not a robot' is next to a CAPTCHA image. Below that are checkboxes for 'Remember Me' and 'Are you signed in from a public computer?'. A 'Submit' button is at the bottom. The footer contains copyright information for 2025 Nova Southeastern University and links for 'Contact Us', 'Using Our Site', 'Privacy Policy', and 'GDPR Privacy'.

NSU Florida SIGN IN APPLY ONLINE EVENTS

Sign In

First time user? Click here to create a Graduate Account.

Email

Password

The Password field is required SHOW

Forgot your password?

☐ I'm not a robot

☐ Remember Me

☐ Are you signed in from a public computer?

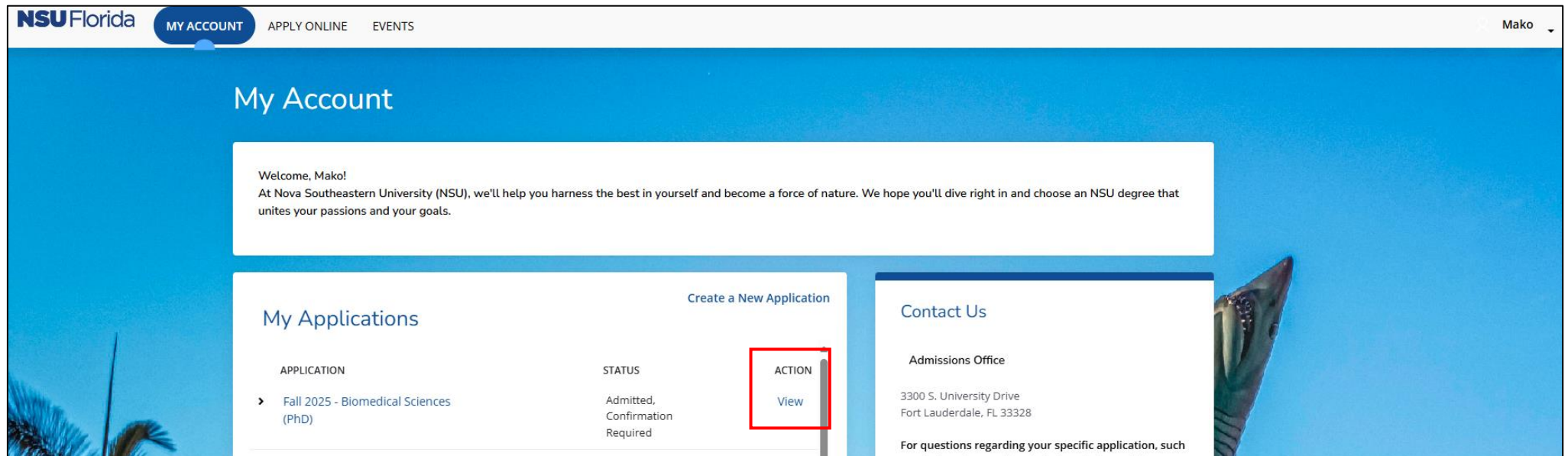
Submit

© 2025 Nova Southeastern University | 3300 S. University Drive, Fort Lauderdale, FL 33328 | 800-541-6682 | Contact Us | Using Our Site | Privacy Policy | GDPR Privacy

Accessing Decision Letters in the Portal

Step 3:

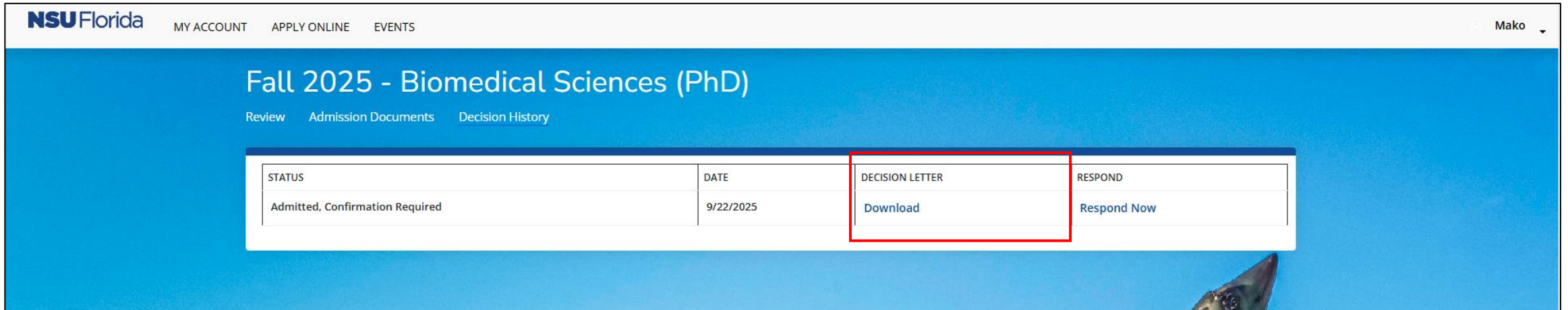
To view the decision letter, applicants will select “View” on the appropriate application.



Accessing Decision Letters in the Portal

Step 4:

Next, applicants will select “Download” under “Decision Letter”



NSU Florida MY ACCOUNT APPLY ONLINE EVENTS Mako

Fall 2025 - Biomedical Sciences (PhD)

[Review](#) [Admission Documents](#) [Decision History](#)

STATUS	DATE	DECISION LETTER	RESPOND
Admitted, Confirmation Required	9/22/2025	Download	Respond Now



RECRUIT

Accepting or Declining Seat

Accepting or Declining Seat

Step 1:

The applicant will select “Respond Now”

NSUFlorida

MY ACCOUNTAPPLY ONLINEEVENTS

Mako

Fall 2025 - Biomedical Sciences (PhD)

ReviewAdmission DocumentsDecision History

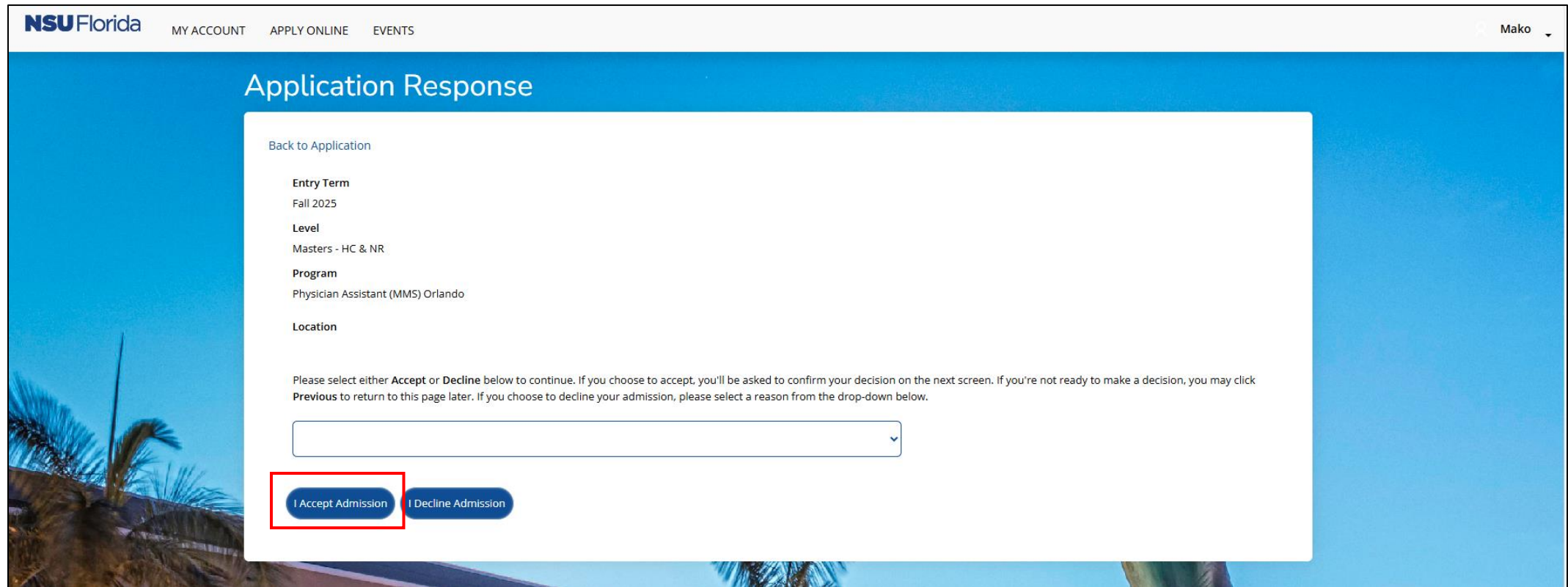
STATUS	DATE	DECISION LETTER	RESPOND
Admitted, Confirmation Required	9/22/2025	Download	Respond Now



Accepting Seat/ Admission

Step 2:

The applicant will select “I Accept Admission”



The screenshot displays the NSU Florida application portal. At the top, the header includes the NSU Florida logo and navigation links for MY ACCOUNT, APPLY ONLINE, and EVENTS. A user profile icon labeled 'Mako' is in the top right corner. The main content area is titled 'Application Response' and features a white card with application details. These details include: 'Entry Term' as 'Fall 2025', 'Level' as 'Masters - HC & NR', 'Program' as 'Physician Assistant (MMS) Orlando', and 'Location'. Below this information, a paragraph instructs the user to select 'Accept' or 'Decline'. A dropdown menu is provided for selecting a reason for declining. At the bottom of the card, two buttons are visible: 'I Accept Admission' (highlighted with a red box) and 'I Decline Admission'.

NSU Florida MY ACCOUNT APPLY ONLINE EVENTS Mako

Application Response

[Back to Application](#)

Entry Term
Fall 2025

Level
Masters - HC & NR

Program
Physician Assistant (MMS) Orlando

Location

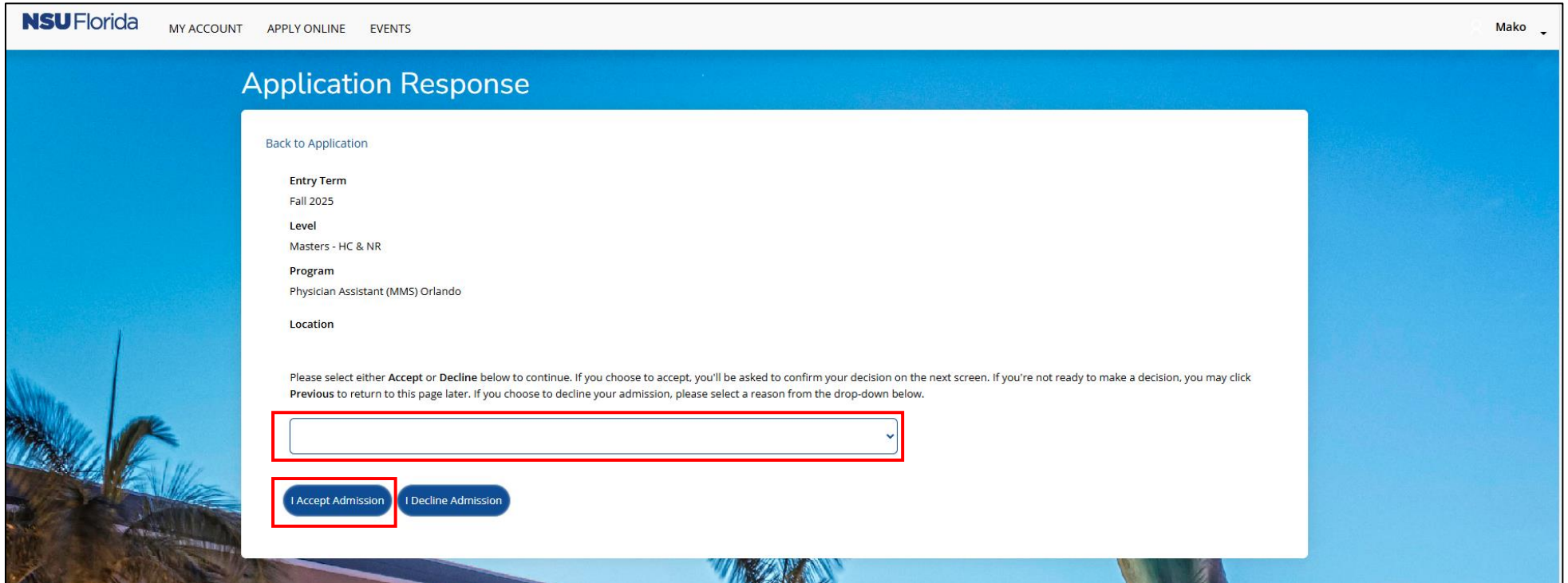
Please select either **Accept** or **Decline** below to continue. If you choose to accept, you'll be asked to confirm your decision on the next screen. If you're not ready to make a decision, you may click **Previous** to return to this page later. If you choose to decline your admission, please select a reason from the drop-down below.

[I Accept Admission](#) [I Decline Admission](#)

Declining Seat/ Admission

Step 3:

The applicant will select a reason for declining admission from the drop-down menu and then will select “I Decline Admission”



The screenshot displays the 'Application Response' page on the NSU Florida website. The page header includes the NSU Florida logo and navigation links for 'MY ACCOUNT', 'APPLY ONLINE', and 'EVENTS'. A user profile icon labeled 'Mako' is in the top right corner. The main content area has a blue header with the title 'Application Response'. Below this, a white box contains the following information:

- Back to Application** (link)
- Entry Term**: Fall 2025
- Level**: Masters - HC & NR
- Program**: Physician Assistant (MMS) Orlando
- Location**

Below the application details, a message states: 'Please select either **Accept** or **Decline** below to continue. If you choose to accept, you'll be asked to confirm your decision on the next screen. If you're not ready to make a decision, you may click **Previous** to return to this page later. If you choose to decline your admission, please select a reason from the drop-down below.'

A red rectangle highlights a drop-down menu for selecting a reason for declining admission. Below this menu, two buttons are visible: 'I Accept Admission' and 'I Decline Admission'. The 'I Decline Admission' button is also highlighted with a red rectangle.



RECRUIT

Paying the Seat Deposit(s)

Paying the Seat Deposit(s)

Step 1:

The applicant will select “Respond Now”

NSUFlorida

MY ACCOUNT

APPLY ONLINE

EVENTS

Mako

Fall 2025 - Biomedical Sciences (PhD)

[Review](#)

[Admission Documents](#)

[Decision History](#)

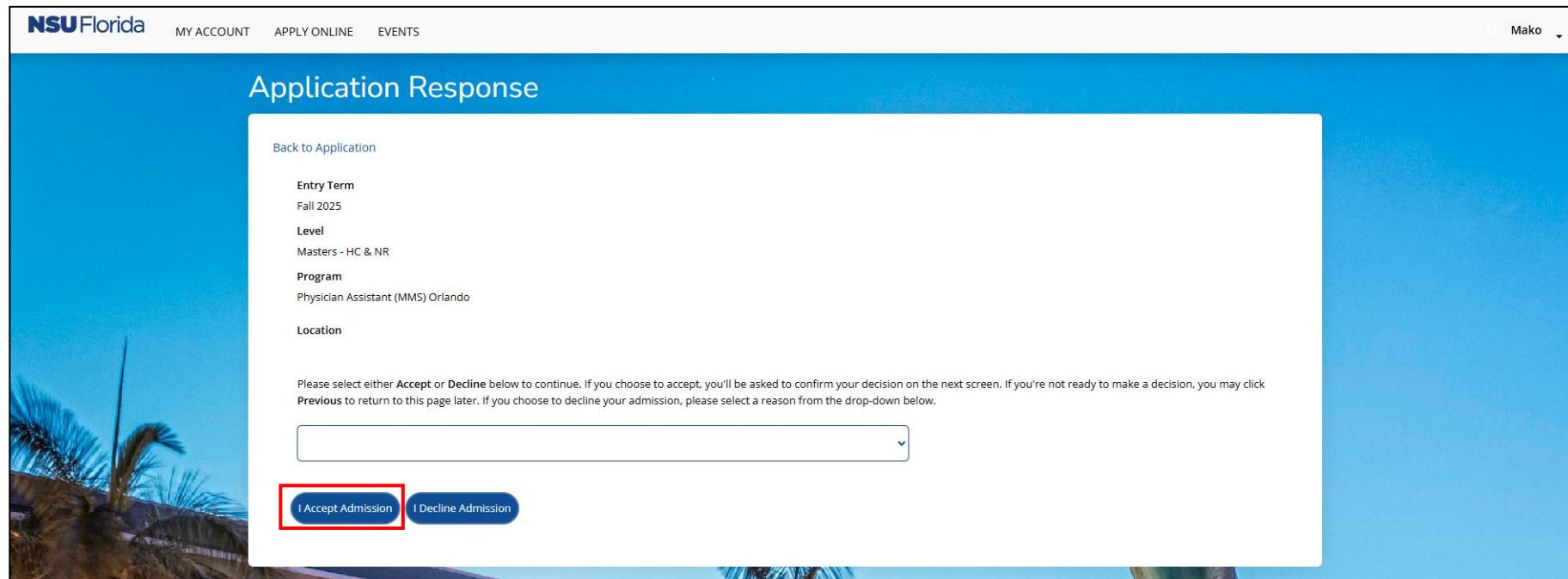
STATUS	DATE	DECISION LETTER	RESPOND
Admitted, Confirmation Required	9/22/2025	Download	Respond Now



Paying the Seat Deposit(s)

Step 2:

The applicant must select “I Accept Admission”



The screenshot displays the NSU Florida application portal. The header includes the NSU Florida logo and navigation links: MY ACCOUNT, APPLY ONLINE, and EVENTS. A user profile 'Mako' is visible in the top right. The main heading is 'Application Response'. Below this, a white box contains the following information:

- Back to Application**
- Entry Term:** Fall 2025
- Level:** Masters - HC & NR
- Program:** Physician Assistant (MMS) Orlando
- Location:**

Below the application details, a message states: 'Please select either **Accept** or **Decline** below to continue. If you choose to accept, you'll be asked to confirm your decision on the next screen. If you're not ready to make a decision, you may click **Previous** to return to this page later. If you choose to decline your admission, please select a reason from the drop-down below.'

A dropdown menu is provided for selecting a reason for declining admission. At the bottom, two buttons are visible: 'I Accept Admission' (highlighted with a red box) and 'I Decline Admission'.

Paying the Seat Deposit(s)

Step 3:

Applicants are then brought to a screen that allows the applicant to “Pay Now” or “Pay Later”. To pay the deposit now, they must select “Pay Now.”

The screenshot displays the NSU Florida website interface for paying a tuition deposit. The header includes the NSU Florida logo and navigation links: MY ACCOUNT, APPLY ONLINE, and EVENTS. A user profile icon labeled 'Mako' is in the top right. The main heading is 'Pay Tuition Deposit'. Below this, a 'Back to Application' link is provided. The application details are listed as follows:

- Entry Term: Fall 2025
- Level: Masters - HC & NR
- Program: Physician Assistant (MMS) Orlando
- Location: (blank)

A message states: 'We are pleased you have accepted admission. Please submit your enrollment deposit payment.' Below this, the 'Tuition Deposit Amount: \$500.00' is shown. At the bottom, there are two buttons: 'Pay Now' (which is highlighted with a red rectangular box) and 'Pay Later'.

Paying the Seat Deposit(s)

Step 4:

Once the applicant selects “Pay Now”, they are brought to the order summary page. The applicant needs to select “Make Online Payment.”

NSU Florida MY ACCOUNT APPLY ONLINE EVENTS Mako

Order Summary

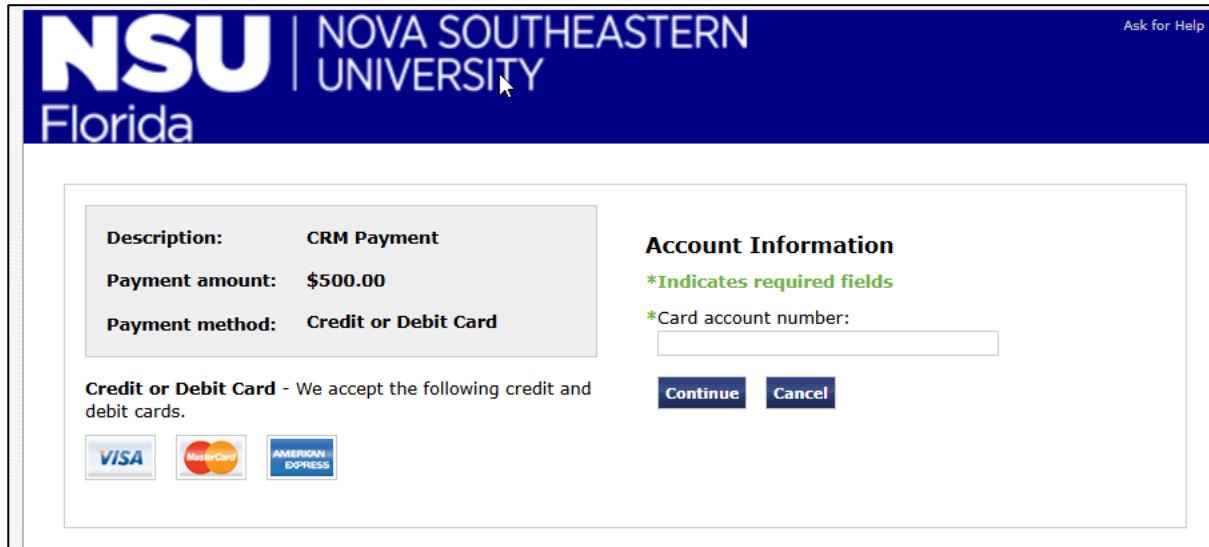
DESCRIPTION	TOTAL
HPD PA Orl 1st Seat Deposit	\$500.00
Subtotal: \$500.00	
Total: \$500.00	

Make Online Payment




Paying the Seat Deposit(s)

Step 5:

Next, the applicant is brought to the payment screen to enter their payment information.



The screenshot shows the payment interface for Nova Southeastern University (NSU) Florida. The header includes the NSU logo and the text "NOVA SOUTHEASTERN UNIVERSITY Florida" with an "Ask for Help" link. The main content area is divided into two sections. The left section, titled "Description:", lists the payment details: "CRM Payment", "Payment amount: \$500.00", and "Payment method: Credit or Debit Card". Below this, a note states "Credit or Debit Card - We accept the following credit and debit cards." and displays logos for VISA, MasterCard, and AMERICAN EXPRESS. The right section, titled "Account Information", includes a green asterisk indicating required fields and a label "*Card account number:" followed by an empty input field. At the bottom right of the form are "Continue" and "Cancel" buttons.

NSU NOVA SOUTHEASTERN UNIVERSITY Florida		Ask for Help
Description:	CRM Payment	Account Information <i>*Indicates required fields</i> *Card account number: <input type="text"/>
Payment amount:	\$500.00	
Payment method:	Credit or Debit Card	
Credit or Debit Card - We accept the following credit and debit cards.   		Continue Cancel

Paying the Seat Deposit(s)

Payment Confirmation

Once the payment is processed, the applicant will receive a payment confirmation email.

Second Deposit (If Required)

If a second deposit is required, the applicant can pay the second deposit eight (8) hours after the first payment is processed or by the second deposit deadline as outlined in the acceptance letter.



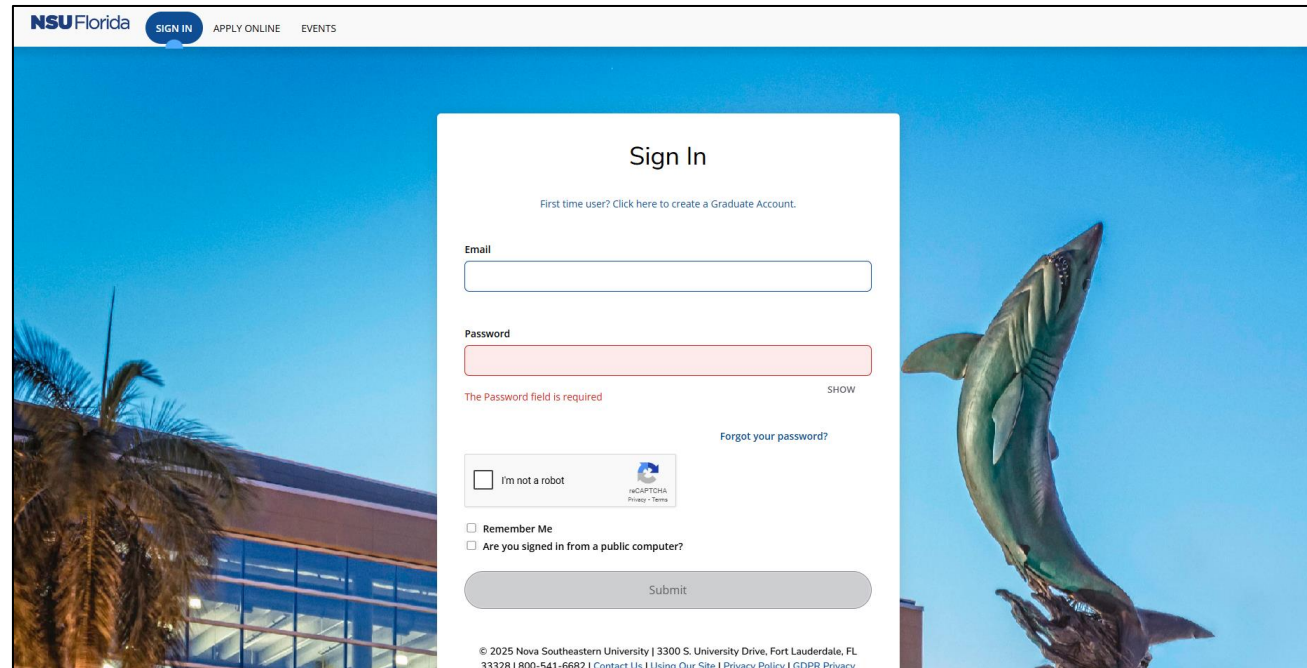
RECRUIT

Reviewing Missing Required Items

Reviewing Missing Required Items

Step 1:

Log into the [portal](#)



The screenshot shows the NSU Florida Sign In portal. The header includes the NSU Florida logo and links for SIGN IN, APPLY ONLINE, and EVENTS. The main content area is titled "Sign In" and includes a link for first-time users to create a Graduate Account. The form fields for Email and Password are present, with a red border around the Password field and a message stating "The Password field is required". There is a "SHOW" link next to the Password field. Below the form fields are checkboxes for "I'm not a robot" (with a CAPTCHA icon), "Remember Me", and "Are you signed in from a public computer?". A "Submit" button is at the bottom. The footer contains copyright information for Nova Southeastern University and links for Contact Us, Using Our Site, Privacy Policy, and GDPR Privacy.

NSU Florida SIGN IN APPLY ONLINE EVENTS

Sign In

First time user? Click here to create a Graduate Account.

Email

Password

The Password field is required SHOW

Forgot your password?

☐ I'm not a robot

☐ Remember Me

☐ Are you signed in from a public computer?

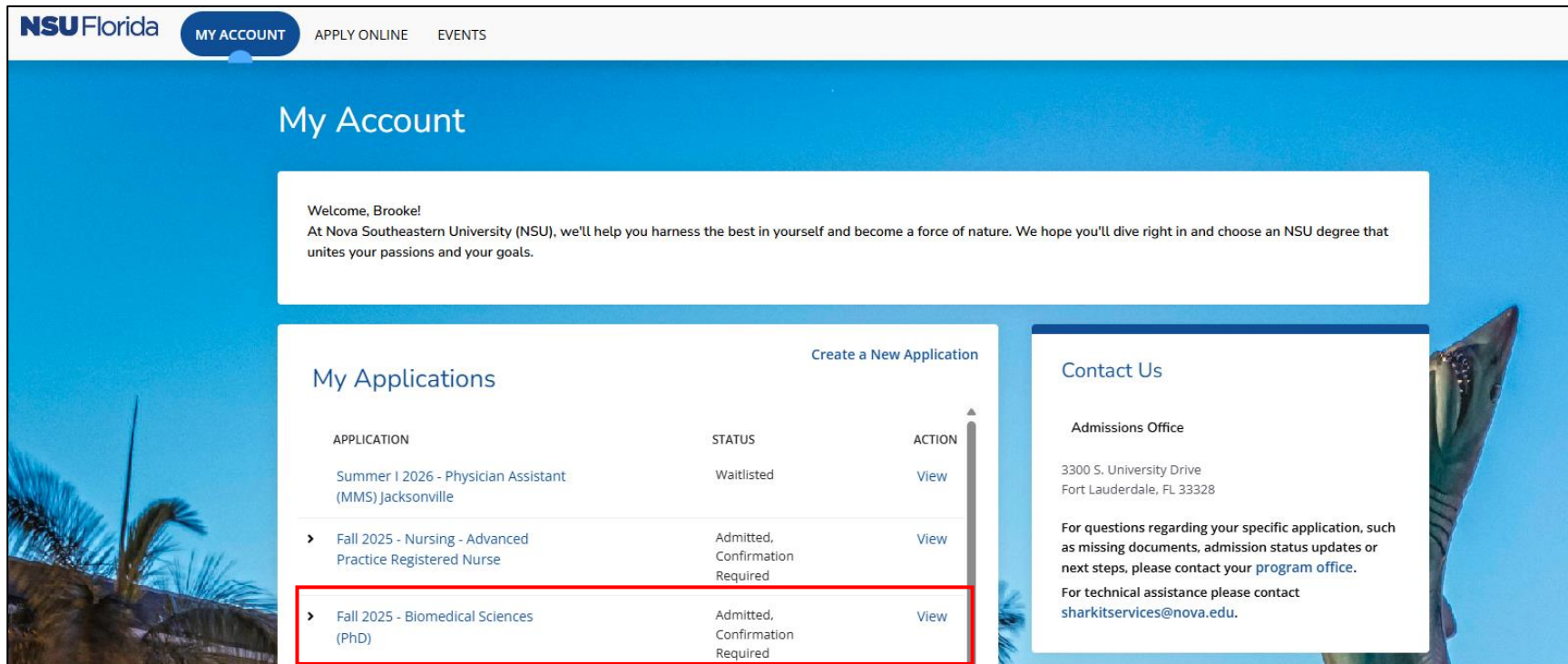
Submit

© 2025 Nova Southeastern University | 3300 S. University Drive, Fort Lauderdale, FL 33328 | 800-541-6682 | Contact Us | Using Our Site | Privacy Policy | GDPR Privacy

Reviewing Missing Required Items

Step 2:

Select the appropriate application by selecting “view”



The screenshot shows the NSU Florida 'My Account' page. The navigation bar includes 'NSU Florida', 'MY ACCOUNT' (active), 'APPLY ONLINE', and 'EVENTS'. The main heading is 'My Account'. A welcome message for Brooke is displayed. Below, the 'My Applications' section features a table with three columns: APPLICATION, STATUS, and ACTION. The table lists three applications, with the last one, 'Fall 2025 - Biomedical Sciences (PhD)', highlighted by a red rectangular box. To the right of the table is a 'Contact Us' section with the Admissions Office address and contact information.

APPLICATION	STATUS	ACTION
Summer I 2026 - Physician Assistant (MMS) Jacksonville	Waitlisted	View
› Fall 2025 - Nursing - Advanced Practice Registered Nurse	Admitted, Confirmation Required	View
› Fall 2025 - Biomedical Sciences (PhD)	Admitted, Confirmation Required	View

Contact Us

Admissions Office

3300 S. University Drive
Fort Lauderdale, FL 33328

For questions regarding your specific application, such as missing documents, admission status updates or next steps, please contact your program office.

For technical assistance please contact sharkitservices@nova.edu.

Reviewing Missing Required Items

Step 3:

Select “Admission Documents”

NSU Florida [MY ACCOUNT](#) [APPLY ONLINE](#) [EVENTS](#)

Fall 2025 - Nursing - Advanced Practice Registered Nurse

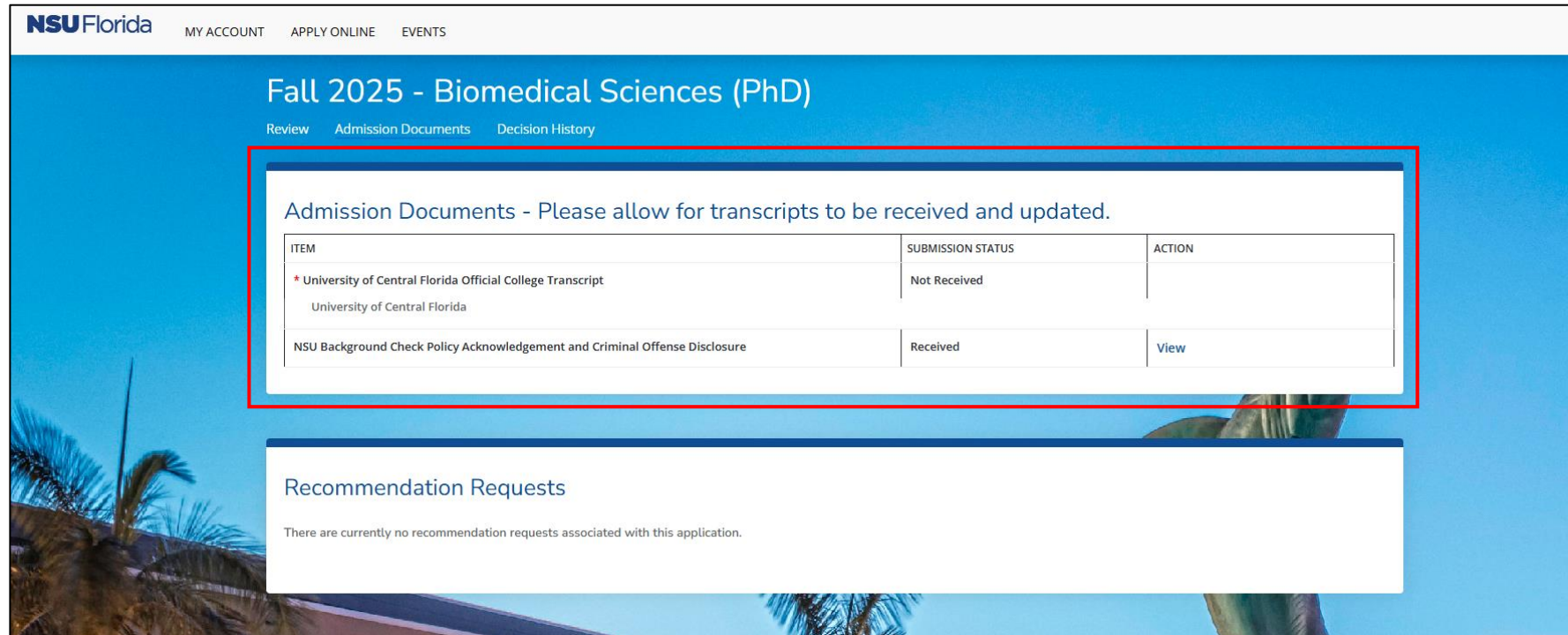
[Review](#) **[Admission Documents](#)** [Decision History](#)

STATUS	DATE	DECISION LETTER	RESPOND
Admitted, Confirmation Required	9/8/2025	Download	Respond Now

Reviewing Missing Required Items

Step 4:

Review list of required “Admissions Documents”



The screenshot displays the NSU Florida application portal for the Fall 2025 Biomedical Sciences (PhD) program. The navigation bar includes links for MY ACCOUNT, APPLY ONLINE, and EVENTS. The main heading is "Fall 2025 - Biomedical Sciences (PhD)" with sub-links for Review, Admission Documents, and Decision History. A red box highlights the "Admission Documents" section, which contains a message: "Admission Documents - Please allow for transcripts to be received and updated." Below this is a table with three columns: ITEM, SUBMISSION STATUS, and ACTION. The table lists two items: "University of Central Florida Official College Transcript" (marked with a red asterisk) with a status of "Not Received", and "NSU Background Check Policy Acknowledgement and Criminal Offense Disclosure" with a status of "Received" and a "View" link. Below the table is a "Recommendation Requests" section stating that there are currently no recommendation requests associated with this application.

NSU Florida MY ACCOUNT APPLY ONLINE EVENTS

Fall 2025 - Biomedical Sciences (PhD)

Review Admission Documents Decision History

Admission Documents - Please allow for transcripts to be received and updated.

ITEM	SUBMISSION STATUS	ACTION
* University of Central Florida Official College Transcript University of Central Florida	Not Received	
NSU Background Check Policy Acknowledgement and Criminal Offense Disclosure	Received	View

Recommendation Requests

There are currently no recommendation requests associated with this application.

Reviewing Missing Required Items

Sending Official Transcripts

Official electronic transcripts must be sent to electronictranscript@nova.edu.

If your previous institution cannot send electronic transcripts, physical official transcripts should be sent to the following address:

Nova Southeastern University
Enrollment Processing Services
P.O. Box 299000
3300 South University Drive
Ft. Lauderdale, FL 33328-2004

Reviewing Missing Required Items

Disclaimer: Applicants are responsible for understanding which items are missing or required for admission. Decision letters outline any missing requirements, which can be reviewed in the portal as outlined above. For additional questions, please contact your admissions counselor.