
New Undergraduate Housing at Nova Southeastern University

Residential Management System Log-In Page

https://nsuhousing.nova.edu - Residential Management System 5 - Microsoft Internet Explorer

NOVA SOUTHEASTERN UNIVERSITY
YOUR FUTURE. YOUR TERMS. **NSU Housing**

Nova Southeastern University

The Office of Residential Life and Housing team are dedicated to enhancing your total educational experience by providing and facilitating an enjoyable on-campus living experience. Living on campus is an integral part of your total education. The Office of Residential Life and Housing provides housing services and the opportunity to participate in a variety of educational, cultural, social, and recreational programs.

Office of Residential Life & Housing is located at:

3625 College Avenue
Fort Lauderdale, Florida 33314-7796
Local Phone: (954) 262-7052
Long Distance: (800) 541-6682 x7052
Office Fax: (954) 262-3812
E-mail: reslife@nova.edu

Additional Information
[Pay Your Deposits](#)
[Immunization Form](#)
[Student Health Insurance Information](#)
[NSU Residential Life and Housing Website](#)

Login

Enter:

Username:

Password:

[Forgot your password?](#)

[Cancel](#) [Continue](#)

The username is your RMS ID.
The default password is your birthdate (MM/DD/YYYY)
Example: William Smith was born in August 15, 1980, his password would be 08/15/1980

Enter RMS ID

Password:
Your
Birthdate-
Format as
MM/DD/YYYY
Y

Main Menu

The screenshot shows a web browser window with the address bar displaying "https://nsuhousing.nova.edu - Residential Management System 5 - Microsoft Internet Explorer". The page header features the NOVA Southeastern University logo with the tagline "YOUR FUTURE. YOUR TERMS." and the text "NSU Housing".

On the left side, there is a "Menu" section with a dropdown arrow. The menu items are:

- Select Housing Room Preferences
- Room Preferences
- Roommate Request or Matching

Two arrows point from external text to the "Room Preferences" menu item and the "Select Housing Room Preferences" link.

On the right side, there is a "Welcome" section with the following text:

Welcome
2010-2011 Undergraduate Housing

Please review the floor plan before selecting your room preference
[Leo Goodwin Sr. Residence Hall \(0 - 30 credits\)](#)

Room Rate for Fall 2010 & Winter 2011

Single Room: Fall \$3940, Winter \$3940
Double Room: Fall 2972, Winter \$2972
Triple Room: Fall \$2572, Winter \$2572

Mandatory Declining Balance Plan
All undergraduate students living in Leo Goodwin Sr. Hall, regardless of credit hours, must purchase a mandatory declining balance plan. The minimum amount a resident can apply to their NSU ID Card is \$1,300 per semester. If a resident chooses to apply additional funds to their card, they are able to do so at any time by going to the NSU Campus Card Office in the University Center.

Please review NSU Housing Residential Management System PowerPoint instructions [Click Here](#)

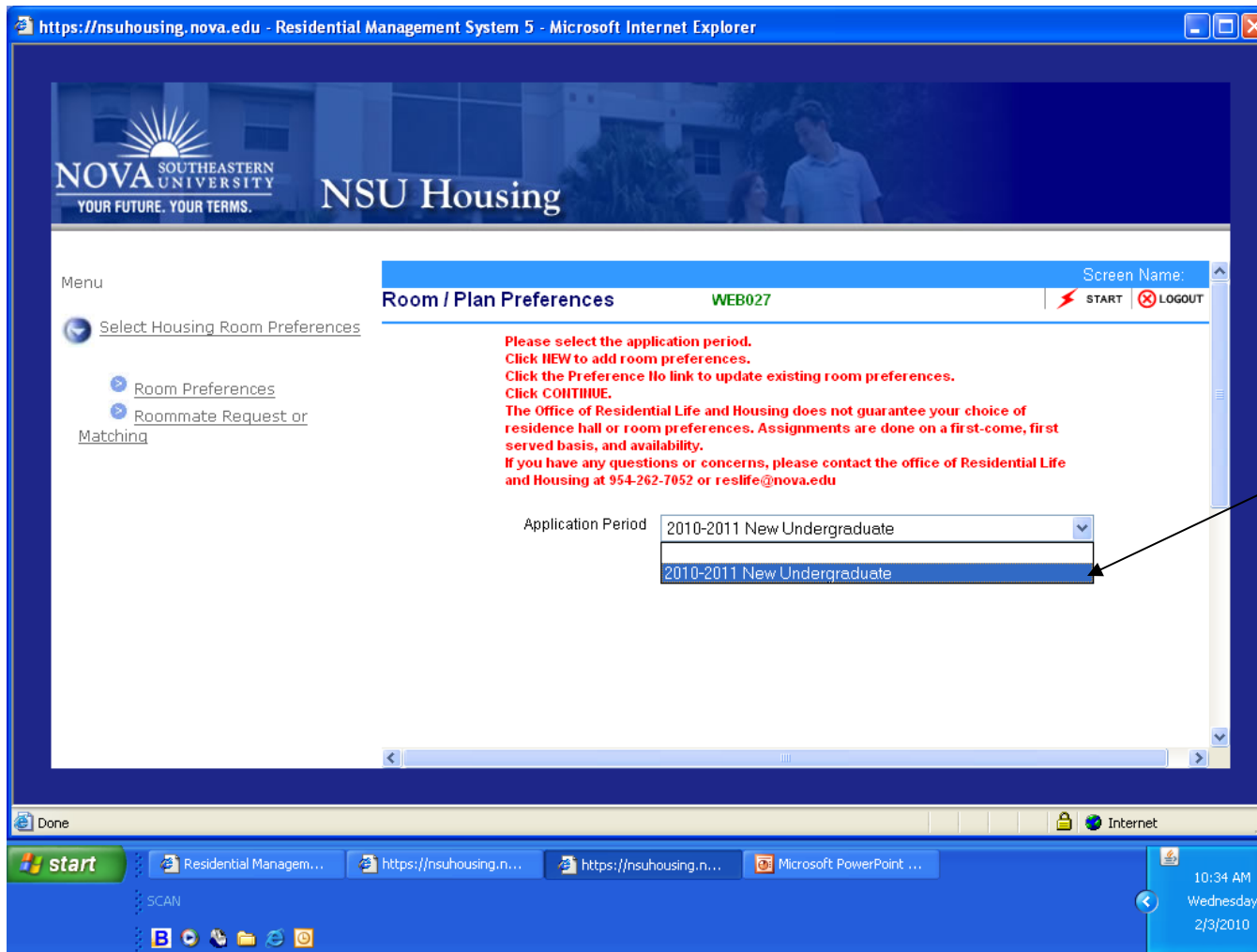
In the top right corner, there is a "LOG OUT" link. In the bottom right corner, it says "site powered by RMS".

The Windows taskbar at the bottom shows the Start button, a taskbar with "3 Internet..." and "Microsoft Po..." open, and the system tray displaying the time "12:06 PM", the date "Wednesday 2/3/2010", and the "Internet" icon.

Click
"Housing
Preferences"
on the menu
bar.

Select Room
Preferences

Room/Plan Preferences



https://nsuhousing.nova.edu - Residential Management System 5 - Microsoft Internet Explorer

NOVA SOUTHEASTERN UNIVERSITY
YOUR FUTURE. YOUR TERMS. NSU Housing

Menu

Select Housing Room Preferences

- Room Preferences
- Roommate Request or Matching

Room / Plan Preferences WEB027

Screen Name: [dropdown]
START LOGOUT

**Please select the application period.
Click NEW to add room preferences.
Click the Preference No link to update existing room preferences.
Click CONTINUE.
The Office of Residential Life and Housing does not guarantee your choice of residence hall or room preferences. Assignments are done on a first-come, first served basis, and availability.
If you have any questions or concerns, please contact the office of Residential Life and Housing at 954-262-7052 or reslife@nova.edu**

Application Period: 2010-2011 New Undergraduate

2010-2011 New Undergraduate

Done Internet

start Residential Managem... https://nsuhousing.n... https://nsuhousing.n... Microsoft PowerPoint ...

SCAN

10:34 AM
Wednesday
2/3/2010

Please select the appropriate application period.

Select Room Preferences

The screenshot shows a web browser window with the URL <https://nsuhousing.nova.edu>. The page header features the NOVA Southeastern University logo and the text "NSU Housing". A menu on the left includes "Select Housing Room Preferences", "Room Preferences", and "Roommate Request or Matching". A red warning message states: "The Office of Residential Life and Housing does not guarantee your choice of residence hall or room preferences. Assignments are done on a first-come, first served basis, and availability. If you have any questions or concerns, please contact the office of Residential Life and Housing at 954-262-7052 or reslife@nova.edu". An "Application Period" dropdown menu is set to "2010-2011 New Undergraduate". Below this is a table with the following structure:

Room Preferences			
No	Type	Preference	Room Type
New			

The "New" link in the first row of the table is highlighted with a blue background. An arrow from the text "Click 'New' to continue" points to this link.

Click "New"
to continue

Add/Edit Rooms

The screenshot displays the 'Add/Edit Room Preferences' form within the NSU Housing Residential Management System 5. The form includes the following fields:

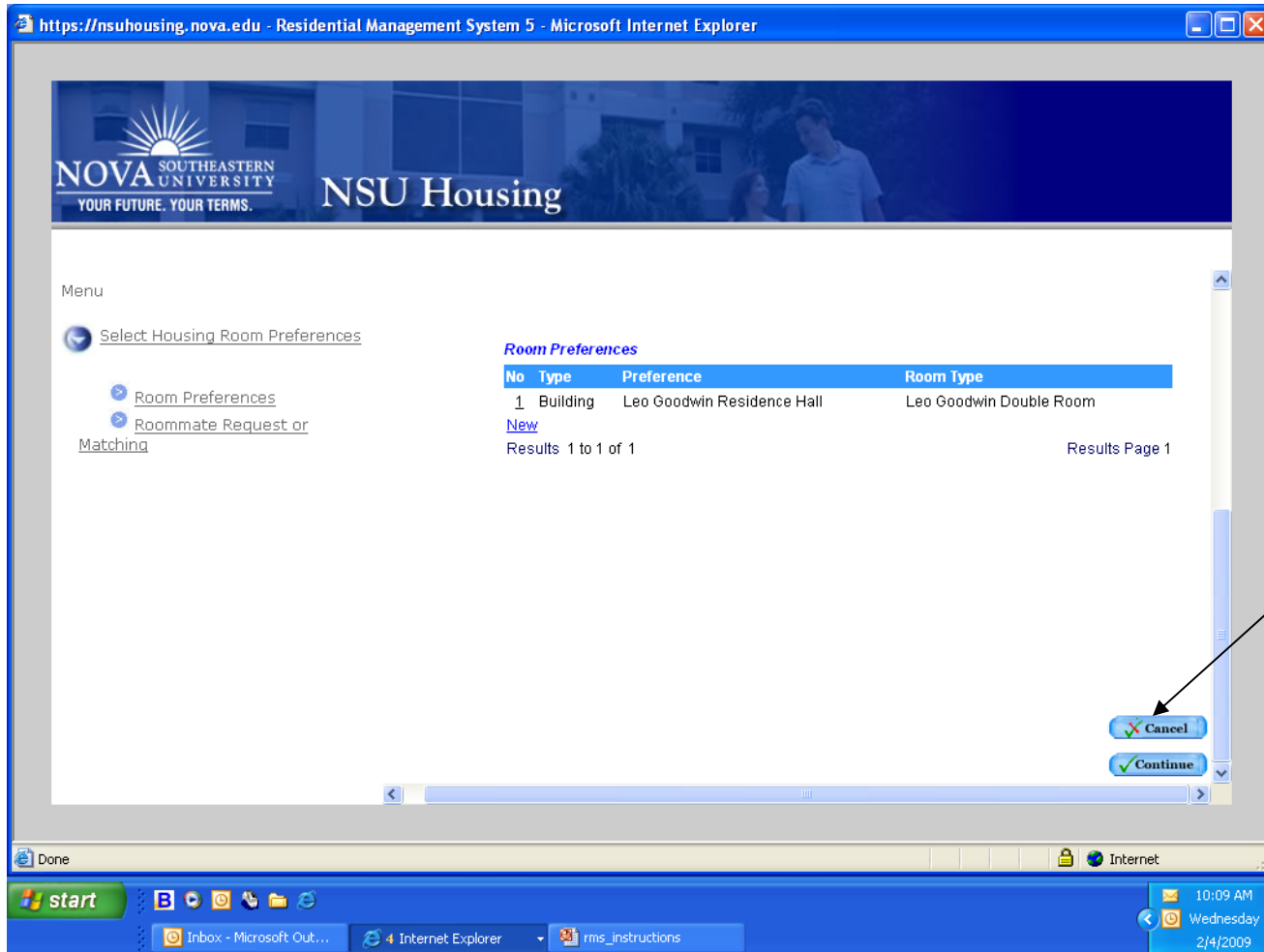
- Preference No.:** 1
- Preference Type:** Building
- Preference:** Leo Goodwin Residence Hall
- Preferred Room Type:** A dropdown menu is open, showing options: Leo Goodwin Double Room, Leo Goodwin Single Room, and Leo Goodwin Triple Room.

A green 'Continue' button is located at the bottom of the form. An arrow points from the text 'Click continue after selecting your preferences' to this button.

The interface also features a navigation menu on the left with options: 'Select Housing Room Preference', 'Room Preferences', 'Roommate Request Matching', and 'Matching'. The top right corner contains 'Screen Name:' and 'START'/'LOGOUT' buttons. The bottom of the browser window shows the Windows taskbar with the Start button, taskbar icons for 'Inbox - Microsoft Out...', '5 Internet Explorer', and 'rms_instructions', and a system tray showing the time '10:08 AM' and date 'Wednesday 2/4/2009'.

Click continue after selecting your preferences

Confirm/Cancel Room Preferences



https://nsuhousing.nova.edu - Residential Management System 5 - Microsoft Internet Explorer

NOVA SOUTHEASTERN UNIVERSITY
YOUR FUTURE. YOUR TERMS. NSU Housing

Menu

- Select Housing Room Preferences
 - Room Preferences
 - Roommate Request or Matching

Room Preferences

No	Type	Preference	Room Type
1	Building	Leo Goodwin Residence Hall	Leo Goodwin Double Room

[New](#)

Results 1 to 1 of 1 Results Page 1

Cancel Continue

Done Internet

start


Inbox - Microsoft Out... Internet Explorer rms_instructions

10:09 AM
Wednesday
2/4/2009

Click continue to proceed.

Receipt Page

https://nsuhousing.nova.edu - Residential Management System 5 - Microsoft Internet Explorer



NOVA SOUTHEASTERN UNIVERSITY
YOUR FUTURE. YOUR TERMS.

NSU Housing

Menu

- [Housing Room Preferences](#)
 - [Room Preferences](#)
 - [Roommate Request or Matching](#)

Your Room/Plan Preferences have been saved.
Thank you for submitting your online housing request.
If you have any further questions, please do not hesitate to contact the housing office.

Roommate Request/Matching

Application Period Page

Click roommate request or matching from the menu bar.

Select your application period

The screenshot shows a web browser window titled "https://nsuhousing.nova.edu - Residential Management System 5 - Microsoft Internet Explorer". The page header features the NOVA Southeastern University logo with the tagline "YOUR FUTURE. YOUR TERMS." and the text "NSU Housing".

Below the header is a navigation menu with the following items:

- Select Housing Room Preferences
- Room Preferences
- Roommate Request or Matching

The "Roommate/Matching" section is active, displaying the screen name "WEB029" and buttons for "START" and "LOGOUT". The main content area contains the following instructions:

**Please select the application period.
Enter the RMS ID of your requested roommate(s)
Press your TAB key to view the roommates name.
Update your roommate matching criteria and click CONTINUE.
If you have any questions or concerns, please contact the office of Residential Life and Housing at 954-262-7052 or reslife@nova.edu**

Below the instructions is a dropdown menu with the text "Please select an application period" and a list of options, with "2010-2011 New Undergraduate" selected.

The Windows taskbar at the bottom shows the Start button, a taskbar with "Internet...", "Microsoft Po...", and "SCAN", and a system tray with the time "12:02 PM", date "Wednesday 2/3/2010", and "Internet" status.

Roommate Request/Matching

Enter roommates RMS ID if you are not selecting roommate matching below.

Complete matching questions below.

Residential Management System 5 - Microsoft Internet Explorer

NOVA SOUTHEASTERN UNIVERSITY
YOUR FUTURE. YOUR TERMS. NSU Housing

Menu

- Select Housing Room Preferences
- Room Preferences
- Roommate Request/Matching

No.	RMS ID	Roommate Name
Roommate 1	<input type="text"/>	<input type="text"/>
Roommate 2	<input type="text"/>	<input type="text"/>

Roommate matching

No.	Description	Yes	No	No Pref
1	Do you prefer to keep your room cleaned regularly?	<input checked="" type="radio"/>	<input type="radio"/>	<input type="radio"/>
2	Do you prefer to wake up early (before 8:30am)?	<input type="radio"/>	<input checked="" type="radio"/>	<input type="radio"/>
3	Do you prefer to go to bed early (before 10:30pm)?	<input type="radio"/>	<input checked="" type="radio"/>	<input type="radio"/>
4	Are you okay with guests of the opposite sex?	<input type="radio"/>	<input checked="" type="radio"/>	<input type="radio"/>
5	Do I see my room as a place to study vs. socialize	<input type="radio"/>	<input checked="" type="radio"/>	<input type="radio"/>

Click continue to save preferences.

Receipt Page

The screenshot shows a web browser window with the address bar displaying "https://nsuhousing.nova.edu - Residential Management System 5 - Microsoft Internet Explorer". The page header features the NOVA Southeastern University logo with the tagline "YOUR FUTURE. YOUR TERMS." and the text "NSU Housing".

Below the header, there is a "Menu" section with the following items:

- [Housing Room Preferences](#)
- [Room Preferences](#)
- [Roommate Request or Matching](#)

In the center of the page, a red message reads: "Your Roommate matching details have been saved. Thank you for submitting your online housing request. If you have any further questions, please do not hesitate to contact the housing office."

Questions and Answers

For more information visit our website at

<http://www.nova.edu/reslife>

Contact us at 954-262-7052 or reslife@nova.edu