

# ALVIN SHERMAN LIBRARY, RESEARCH, AND INFORMATION TECHNOLOGY CENTER

## NetAdvantage by Standard & Poor

### Introduction:

Standard & Poor's NetAdvantage contains several S&P print publications in one database and serves as a source of comprehensive research on companies, industries, funds and bonds.

### Scope:

- In-depth company profiles on over 8,000 US public companies
- Analysis on over 15,000 funds based on Standard & Poor's Stars rating system
- Reports on 50+ industries and 110+ sub-industries locally and in global regions such as Asia, Europe and Latin America

### Feature:

- Offers comprehensive stock research reports including S&P analysts recommendations
- Provides full-text access to the Outlook, Trends & Projections and Industry Survey publications

### Searching Tips:

- Search terms are not case-sensitive. Please note that correct spelling or punctuation for company names such as *Wal-mart*, *Harley-Davidson* is required.
- Standard & Poor's Stars rating (Stock Appreciation Ranking System) indications are: 5-Buy; 4-Accumulate; 3-Hold; 2-Avoid; 1-Sell

### How to do a search:

#### Main page

From the S&P main page, shown below, you can search for data using the following formats:

- Keyword search, e.g. enter your keyword and find all related public content on S&P website (powered by Google)
- Publication search, e.g. click on the links to The Outlook, Industry Surveys, S&P Indexes
- Select a publication and key in a search term e.g. Stock Reports and a company name or a ticker

Keyword search, a text search tool (powered by Google)

Using the drop down menu to select a specific publication and enter a name or ticker to find a report.

Direct access to recent editions of Industry Surveys, The Outlook and S&P Indexes

These two columns link you to S&P's articles and commentaries

**“Companies” Main Page Basic Search and Advanced Search:**

**Basic Search** Click on *Companies* on the top of the menu bar on the S&P main page. If you look for company profiles, you can search by company name, company ticker or executives and directors’ last name.

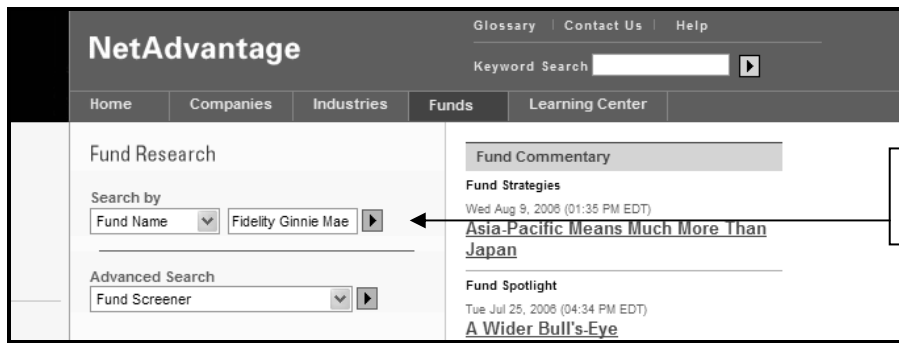
**Advanced Search** Select a publication from the pull-down menu; on the next screen, specify any number of your search criteria, click on Search; use the links above the tabs on the result page to edit the search or export the results into an Excel spreadsheet

**Result Screen for company information:**

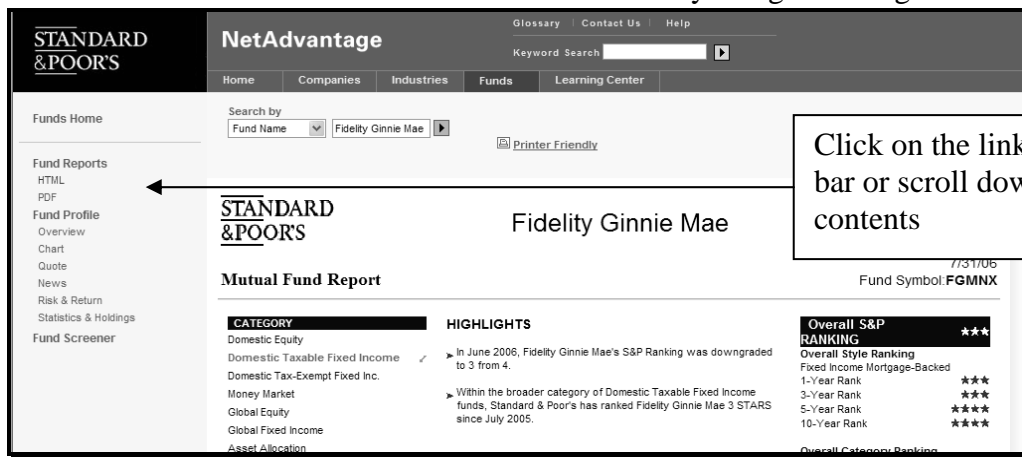
Company Name	Ticker	S&P Sector	S&P Sub-Industry	Last Closing Price
MERCK & CO., INC.	MRK	Health Care	Pharmaceuticals	41.460
BERNARDINI CO.	BERCO	Health Care	Pharmaceuticals	45.200

**“Funds” Main Page Basic Search and Advanced Search:**

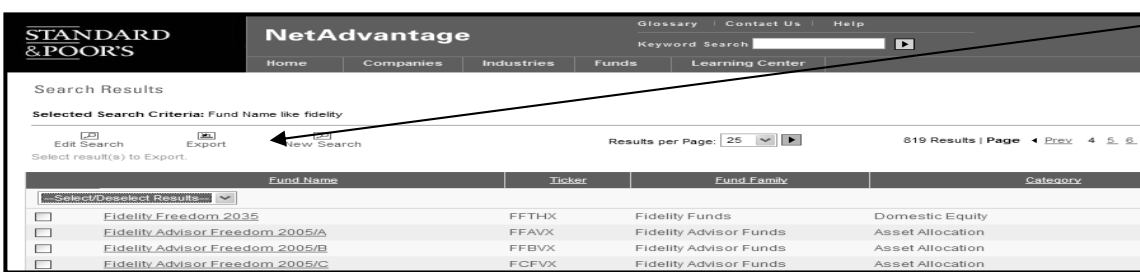
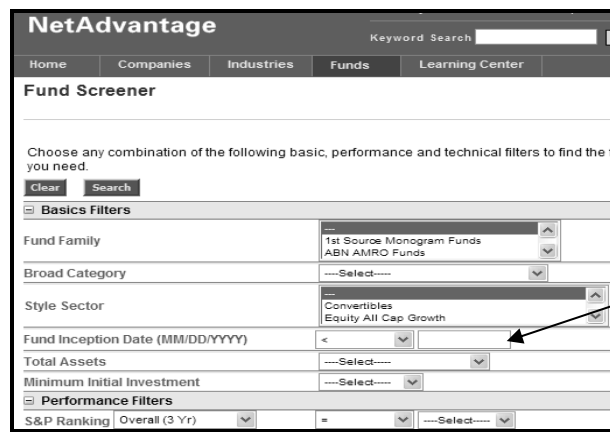
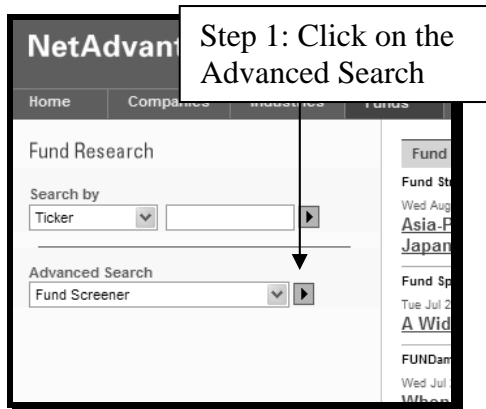
**Basic Search** Click on *Funds* on the top of the menu bar on S&P main page if you are looking for mutual fund information. You can search by Fund name or Ticker.



Click on the individual fund name and view the content by using the navigation bar on the left side.



**Advanced Search**



**“Industries” Main Page:**

Select Industry Survey or Sub-Industry Review from the drop-down menu, or enter a company name or ticker as a search term to find an industry publication that features the selected company. You also can find a link to the latest issue of Trends and Projections on this page.

**Result Screen for Industry Information:**

Have questions or need assistance? Please contact:  
 The Reference Desk at (954) 262-4613 or 1-800-541-6682, ext. 24613 or email [refdesk@nsu.nova.edu](mailto:refdesk@nsu.nova.edu)